



## NEOWALL SOFA BED

design Piero Lissoni

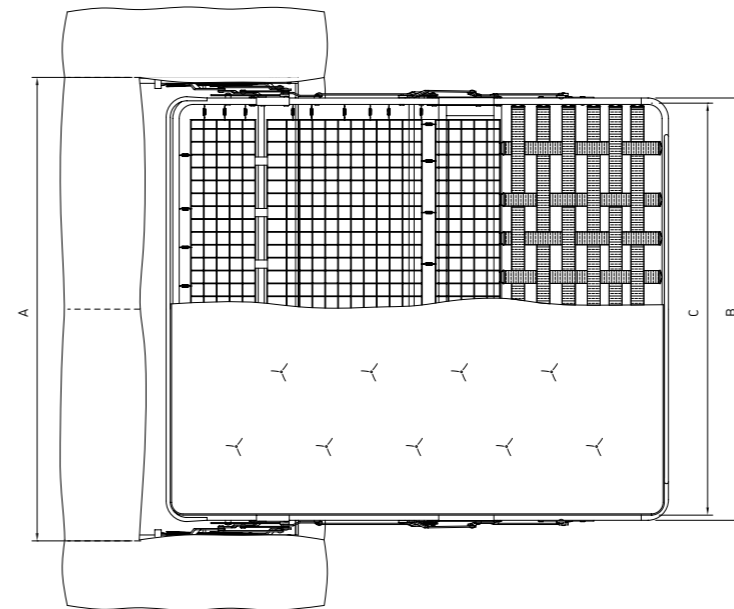
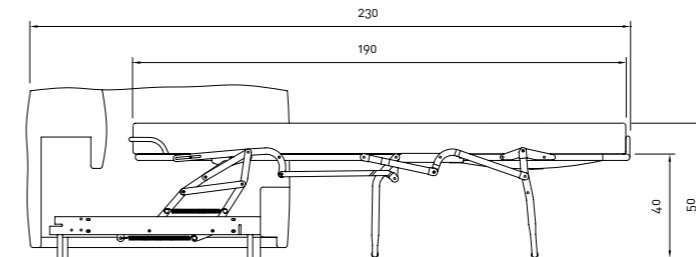
Sofa bed with frame in double-panelled poplar and pine. Padding in differentiated density polyurethane foam. Covering in needle punched, resinated, non-woven polyester fibre, bonded onto a polyamide velveteen backing. Seat cushion padded with differentiated density polyurethane foam structure, covered with acrylic fibre layers. Black lacquered aluminum feet.

Fabric or leather upholstery. The fabric version only is fully removable by Velcro fastenings.

Electro-welded orthopedic base, high tensile steel frame with stoved epoxy powder coating finish. Steel spring mattress with 100% cotton cover. **The mattress is always included.**

Seat depth 74 cm.

### Sofa Bed Section



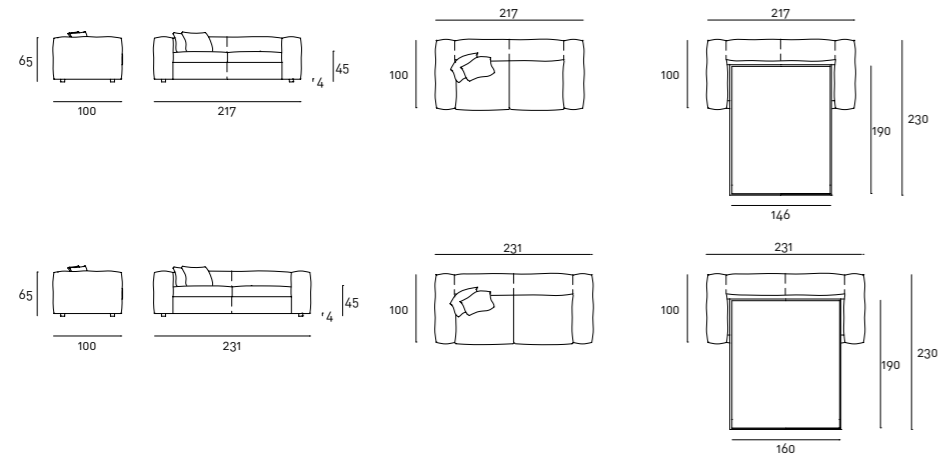
- A – Steel structure dimensions  
166/180 cm
- B – Slatted base frame dimensions  
195x150/164 cm
- C – Mattress dimensions  
190x13x146/160 cm

### Notes

On request, the armrests of the sofa bed can be narrowed up to 7 cm thickness.

On request, available mattress in expanded polyurethane foam.

Technical Drawings



Loose Cushion





